



# THE UNIVERSITY OF CHICAGO

RADIOLOGY RESEARCH SYMPOSIUM 2017

BROUGHT TO YOU BY:

THE RADIOLOGY RESIDENT RESEARCH INTEREST GROUP

PRESIDENT: BRITTANY DASHEVSKY

VICE PRESIDENT: COMERON GHOBADI

TREASURER: CINDY YUAN

SOCIAL CHAIR: ARIAN JAVADI

SECRETARY/PR: ASHLEY ALTMAN

ADVISOR: MICHAEL VERONESI

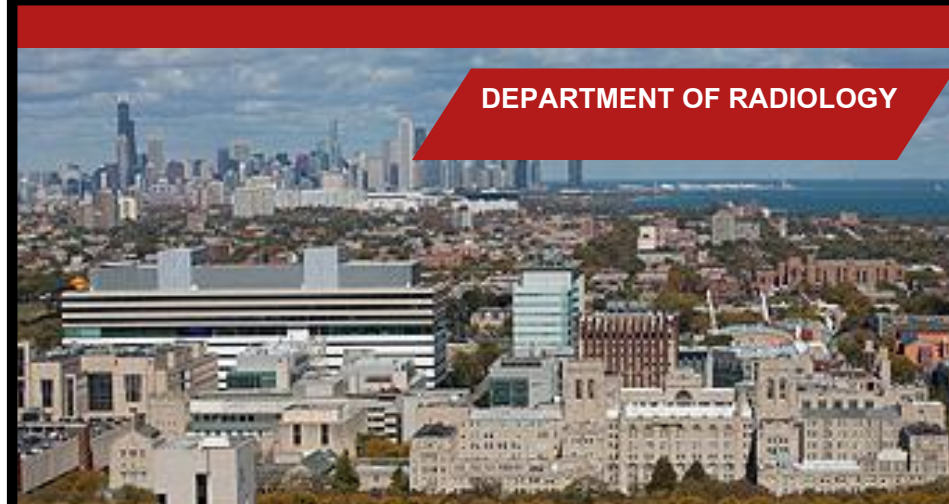
## The Paul C. Hodges Alumni Society

THANK YOU FOR SUPPORTING RESIDENT  
RESEARCH AND FUNDING THE RADIOLOGY  
RESIDENT RESEARCH INTEREST GROUP.

THANK YOU TO DRs. PAUSHTER, ONG AND  
STRAUS FOR HELPING BRING THIS EVENT TO  
FRUITION.

THANK YOU TO THE SPEAKERS AND RESIDENTS.  
WE APPRECIATE YOUR CONTRIBUTIONS AND  
HOPE THAT THIS HELPS FOSTER FUTURE  
RESEARCH COLLABORATIONS.

DEPARTMENT OF RADIOLOGY



## RADIOLOGY RESEARCH SYMPOSIUM

DEPARTMENT OF RADIOLOGY | THE UNIVERSITY OF  
CHICAGO MEDICAL CENTER | CHICAGO, IL

APRIL 19, 2017

LOCATION: DORA DELEE HALL (L168)


TIME: 4-7PM

(LIGHT DINNER PROVIDED)


## Attending Presenters



Aytekin Oto, MD,  
MBA



Daniel Ginat, MD,  
MS



Jonathan Chung, MD




Kirti Kulkarni, MD



Mario Zaritzky, MD



Steffen Sammet,  
MD, PhD



Yonglin Pu, MD, PhD

## Resident Presenters



Ashley Altman, MD



Brittany Dashevsky  
MD, DPhil



Cindy Yuan,  
MD, PhD



Comeron Ghobadi, MD



Stephanie Jo, MD,  
PhD

## Schedule of Events

### Attending Session

### Resident Session

4:00– 4:10	Welcome		
4:10 – 4:20	Yonglin Pu	5:20 – 5:30	Resident Section
4:20 – 4:30	Steffen Sammet	5:30 – 5:40	Cindy Yuan
4:30 – 4:40	Aytekin Oto	5:40 – 5:50	Ashley Altman
4:40 – 4:50	Daniel Ginat	5:50 – 6:00	Comeron Ghobadi
4:50 – 5:00	Jonathan Chung	6:00 – 6:10	Brittany Dashevsky
5:00 – 5:10	Kirti Kulkarni	6:10 – 6:20	Stephanie Jo
5:10 – 5:20	Mario Zaritzky		



THE UNIVERSITY OF  
CHICAGO

## Resident Publications 07/2016-06/2017

**Al-Saraf A**, Yassan L, Cipriani NA, Agrawal N, Chang P, Ginat DT. Desmoid-Type Fibromatosis of the Tongue. Head Neck Pathol. 2016 Dec;10(4):527-529. Epub 2016 Apr.

Guneyli S, Ward E, Peng Y, Nehal Yousuf A, Trilisky I, **Westin C**, Antic T, Oto A. MRI evaluation of benign prostatic hyperplasia: Correlation with international prostate symptom score. J Magn Reson Imaging. 2017 Mar;45(3):917-925.


**Finkle JH, Jo SY**, Ferguson MK, Liu HY, Zhang C, Zhu X, Yuan C, Pu Y6. Risk-stratifying capacity of PET/CT metabolic tumor volume in stage IIIA non-small cell lung cancer. Eur J Nucl Med Mol Imaging. 2017 Mar 7.

Niri S, Quraishi MI, Kayiguvwe K, **Ghobadi CW**. Brachial plexus traction injury. ACR case in point. Published online Sept. 12th, 2016.

Gupta A, Talati RK, Xu S, **Ghobadi CW**. FDA class I recalls of approved ophthalmic drugs and medical devices from 2003-2015. Investigative Ophthalmology & Visual Science 2016 Sept;57(12):5564-5564.

Reichard RA, Subramanian S, Desta MT, Sura T, Becker ML, **Ghobadi CW**, Parsley KP, Zahm DS. Abundant collateralization of temporal lobe projections to the accumbens, bed nucleus of stria terminalis, central amygdala and lateral septum. Brain Structure and Function 2016 Oct

**Ghobadi CW**, Hayman EL, **Finkle JH**, Walter JR, Xu S. Radiological medical device innovation: Approvals via the pre-market approval pathway from 2000-2015. Journal of the American College of Radiology 2017 Jan;14(1)24-33.



## Resident Publications 07/2016-06/2017

Walter JR, Hayman EL, **Ghobadi CW**, Xu S. Letter to the Editor: Reply - Hysteroscopic sterilization with Essure: summary of the U.S. Food and Drug Administration actions and policy implications for postmarketing surveillance. Obstetrics and Gynecology 2017 April;129(4):753

Benign Biliary Strictures. **Altman A**, Zangan SM. Semin Intervent Radiol. 2016 Dec;33(4):297-306. Review.

**Magee AL**, Montner SM, Husain A, Adegunsoye A, Vij R, Chung JH. Imaging of Hypersensitivity Pneumonitis. Radiol Clin North Am. 2016 Nov;54(6):1033-1046.

Sutton EJ, **Dashevsky BZ**, Oh JH, Veeraraghavan H, Apte AP, Thakur SB, Morris EA, Deasy JO. Breast cancer molecular subtype classifier that incorporates MRI features. J Magn Reson Imaging. 2016 Jul;44(1):122-9.

Ahmed O, **Patel MV**, Masrani A, Chong B, Osman M, Tasse J, Soni J, Turba UC, Arslan B. Assessing Intra-arterial Complications of Planning and Treatment Angiograms for Y-90 Radioembolization. Cardiovasc Intervent Radiol. 2017 May;40(5):704-711.

Bos AS, **Tullius T, Patel M**, Leef JA, Navuluri R, Lorenz JM, Van Ha TG. Indwelling and Retrieval Complications of Denali and Celecct Infrarenal Vena Cava Filters. J Vasc Interv Radiol. 2016 Jul;27(7):1021-6.

**Alexander AJ**, Jahangir D, Lazarus M, Sprague SM. Imaging in Chronic Kidney Disease-Metabolic Bone Disease. Semin Dial. 2017 Apr 5.



## Resident Scientific Talks 07/2016-06/2017

**Altman A**, Mikin P, Zangan S, Funaki B.

Preoperative arterial embolization of osseous metastases and primary bone tumors.

Radiological Society of North America  
Chicago, IL, November 2016.



**Ghobadi C**, Hayman E, Patel P, Xu S.

High-Risk Medical Device Innovation from 2000-2015: Benchmarking the Performance of Radiology with other Medical Specialties.

Radiological Society of North America  
Chicago, IL, November 2016.



**Tullius T**, Finkle J, Funaki B.

Does shock index correlate with extravasation on CT angiography for suspected gastrointestinal bleeding?

Society of Interventional Radiology  
Washington, DC, March 5, 2017.

**Tullius T**, Altman A, Lionberg A, Navuluri R, VanHa T.

Long term clinical outcomes following percutaneous cholecystostomy tube placement.

Society of Interventional Radiology  
Washington, DC, March 6, 2017.

**Finkle J**, Leef J, Lorenz J, Patel M, Pearl J, Tullius T, VanHa T.

Percutaneous nephrostomy placement for complications of renal transplantation: Factors predicting long-term outcomes.

Society of Interventional Radiology  
Washington, DC, March 7, 2017.



**Dashevsky BZ**, Altman A, Abe A, Jaskowiak N, Bao J, Kulkarni K. Wire localization of the Pre NAC biopsy positive LN may allow more conservative LN resection.

Society of Breast Imaging Annual Meeting  
Los Angeles, CA, April 6, 2017.

**Presenting author**

## Resident Posters/ Educational Exhibits 07/2016- 06/2017

**Chang E, Alexander AJ**, Oto A, Mathew MS. Terminal Ileitis, It's Not Always Crohn's Disease.

The Radiological Society of North America Annual Meeting  
Chicago, IL. November – December 2016.



**Alexander AJ, Chang E**, Oto A, Mathew MS. What a Tangled Web We Weave: MRE of Crohn's Disease and its Complications.

The Radiological Society of North America Annual Meeting  
Chicago, IL. November – December 2016.

**Alexander AJ, Chang E**, Oto A, Mathew MS. Twists and Turns: Developmental Anomalies of the Pancreas.

The Radiological Society of North America Annual Meeting  
Chicago, IL. November – December 2016.



**Chang E**, Yang C, Lee SK. Patterns of Post-Cardiopulmonary Arrest Brain MR Findings Correlated with Clinical Outcome.

The Radiological Society of North America Annual Meeting  
Chicago, IL. November – December 2016.

**Chang E, Alexander AJ**, Patel P, Mathew MS. Infiltrating the Kidney: Infiltrative-Appearing Pathologic Renal Processes, A Pattern-Based Approach to Differential Diagnosis.

The Radiological Society of North America Annual Meeting  
Chicago, IL. November – December 2016.

Mathew MS, **Alexander AJ, Chang E**, Oto A. Studding, Seeding and Caking: Peritoneal Carcinomatosis on MRI.

The Radiological Society of North America Annual Meeting  
Chicago, IL. November – December 2016. Certificate of Merit



Siva S, **Tullius T**, Baad M, **Altman A**, Dachman A, Pekow J. Visceral adipose tissue volume does not predict post-operative disease recurrence after ileocecectomy in patients with Crohn's disease.

American College of Gastroenterology  
Las Vegas, NV. October 2016.

**Tullius T, Patel MV**, Leef J, Lorenz J, VanHa T. Percutaneous nephrostomy placement for urosepsis: is it that urgent?

Cardiovascular and Interventional Radiological Society of Europe  
Barcelona, Spain. September 2016.

**Chang E**, Donaldson C. Diagnosis, Treatment and Management of Molar Pregnancy: What the Radiologist Needs to Know.

The American Roentgen Ray Society  
New Orleans, LA. April – May 2017.



## Resident Posters and Educational Exhibits 2016-2017



**Parakal AS, Dashevsky BZ, Magee AL**, Abe H, Schacht DV, Sheth D, Kulkarni K. Wire versus Radioactive Seed Localization Prior to Breast Conservation Surgery: Comparison of Indications, Obstacles, and Outcomes. Radiological Society of North America Annual Meeting Chicago, IL. November – December 2016.

**Tullius T, Patel MV**, Leef J, Lorenz J, VanHa T. Percutaneous nephrostomy placement for urosepsis: is it that urgent? Cardiovascular and Interventional Radiological Society of Europe Barcelona, Spain. September 2016.



**Magee AL**, Sheth D. Diagnosis of mammographically-occult lesions in the male breast in the setting of gynecomastia. The American Roentgen Ray Society New Orleans, LA. April – May 2017.

**Magee AL, Purakal A**, Kulkarni K, Reiser I, Lu ZF, Sanchez A, Straus C, Yang C. Allow me to introduce you: facilitating medical student exploration of the field of diagnostic radiology through an interactive, multi-format expo. American College of Radiology Washington, DC. May 2017.



**Magee AL**, Pritesh P. Digesting the radiologic lexicon: Food signs in radiology. The American Roentgen Ray Society New Orleans, LA. April – May 2017.

**Magee AL**, Chung JH, Montner SM. Hypersensitivity pneumonitis: mimics, pearls & pitfalls. The Radiological Society of North America Annual Meeting Chicago, IL. November – December 2016. Certificate of Merit

Sheth A, **Al-Saraf**, A Sattar H, Abe H, Schacht D, Sheth D, Kulkarni K. Name that Enhancement: Characteristic Patterns of Residual Disease Seen on Breast MRI in Post-Lumpectomy Patients with Positive Surgical Margins. Radiological Society of North America Annual Meeting Chicago, IL. November – December 2016.



**Tullius T**, Thomas S. The role of MDCT in the investigation of acute gastrointestinal hemorrhage. The American Roentgen Ray Society New Orleans, LA. April – May 2017.

**Nagaraju A**, Mathew SM, Paushter D, Oto, A Patel P. MRI findings of post liver transplant complications Society of Abdominal Radiology Hollywood, FL. March 2017.

**Ghobadi C**, Thomas S. Acronyms and Eponyms Related to Shoulder Instability: A Case-Based Review. The American Roentgen Ray Society New Orleans, LA. April – May 2017.

**Tullius T**, Funaki B, Thomas S. MDCT angiography in the evaluation of acute gastrointestinal hemorrhage: signs, pearls, and pitfalls. Society of Abdominal Radiology Hollywood, FL. March 2017.

Aufferman B, **Ghobadi C**, Tridandapani S, et al. Deep Learning in Radiology. Association of University Radiologists New Orleans, LA. April – May 2017.

**Altman, A**, Navuluri, R, Lorenz, J. Recanalization of chronic central venous occlusions: a review of current techniques. Society of Interventional Radiology Washington, DC. March 2017.

**Altman, A**, Zangan, S. Benign biliary strictures. The American Roentgen Ray Society New Orleans, LA. April – May 2017.

**Dashevsky BZ**, Gallagher KM, Morris EA, Sutton EJ. Breast implant-associated anaplastic large cell lymphoma (BIA ALCL): Clinical and Imaging findings at a large United States cancer center. Society of Breast Imaging Annual Meeting Los Angeles, CA. April 2017.

**Jilani D, Patel M**, Zangan S. Radiographic Complications in Image-Guided Islet Cell Transplantation. Society of Interventional Radiology, Washington, DC. March 2017.

**Jo SY**, Thomas S, Stacy GS. Skeletal Manifestations of Tumors of Hematopoietic and Lymphoid Tissues. Radiological Society of North America Annual Meeting Chicago, IL. November – December 2016.

**Jo SY**, Vannier M, Schwartz N, Domowicz M. Micro CT evaluation of novel mouse model of osteoarthritis. Chicago Radiological Society of North America Chicago, IL, January 2017. Poster Award Talk

**Nagaraju A**, Kulkarni K, Abe H, Schacht D, Sheth D, Eliminating the Enemy: Background Parenchymal Enhancement on Breast MRI The American Roentgen Ray Society New Orleans, LA. April – May 2017.

